
Health Related Supports

Alberta Aids to Daily Living PROGRAM

Interactive Voice Response

IVR

Authorizer's Guide

780-415-8717

Check:

- ▶ Client's cost-share status for the current benefit year
- ▶ Benefits the client has received
- ▶ Authorization status

Hours of availability:


Monday to Saturday and on government holidays

7:30 a.m. to 5:30 p.m.

Your Personal Identification Number (PIN) is 2000

Telephone Keypad

Not all keypads are the same. Use this keypad as a reference.



Letters are entered with two numbers, the first identifies the individual key on which the letter is printed, and the second indicates whether the letter is the first, second, third or fourth letter that appears on that key. For example, the letter R appears on the number 7 key and it is the third letter on that key, so R would be entered as 7, 3.

Examples:

Authorizer Number: OT965

6, 3, 8, 1, 9, 6, 5

Catalogue Number: B116

2, 2, 1, 1, 6


Authorization Form: DL3271

3, 1, 5, 3, 3, 2, 7, 1

Get Started!

Thank you for using the IVR system! This system was developed to help authorizers and vendors obtain the information they require as quickly and easily as possible.


Call the IVR system

 780-415-8717


When prompted

 Enter your four-digit PIN Number: 2000


When prompted


 Enter your authorizer number (five characters – two letters and three numbers)


Please refer to the Telephone Keypad page for instructions and examples of entering information on the keypad.


 The FOIP message will play


When prompted

 Choose what you want to do!


 Press 1 for Cost-Share Status Information


 Press 2 for the Last Date Benefits were Received

 Press 3 to Determine the Status of a Claim (for vendors)

 Press 4 to Determine Status of an Authorization

OR

 Press 0 at any time to transfer to the AADL office

 To leave the IVR system at any time, hang up

Cost-Share Status Information

You can call the IVR system to find out whether the client is cost-share exempt or if the client must pay the cost-share portion.

Follow the Get Started instructions.

When prompted

- ▶ Press 1 to choose Cost-Share Status Information.

When prompted

- ▶ Enter the client's nine-digit Personal Health Number (PHN)

The IVR system will tell you either:

OR

- ▶ The client must cost-share.
- ▶ The client's cost-share status indicates full coverage. Coverage is to expire on (the date is provided). The reference number is (the reference number is provided).
You do not need to record the reference number on the authorization form.

You now have the option to:

- ▶ Check another client's cost-share status — press 1.
- ▶ Return to the main menu — press 2.

Benefits Received

You can call the IVR system to find out if a client has previously received a benefit. This option is available for all catalogue numbers except catalogue numbers starting with M, Q, R, T and Z, as well as bed packages.

Follow the Get Started instructions.

When prompted



Press 2 to choose Benefits Received.

When prompted



Enter the client's nine-digit Personal Health Number (PHN)



Enter the Catalogue Number for the benefit you wish to authorize (a combination of letters and numbers)

The IVR system will tell you:



As of (date) the client has received (quantity) items associated with catalogue number (catalogue #).

Now you have the option to:



Check another catalogue number — press 1.



Check the benefits for another client's PHN — press 2.



Return to the main menu — press 3.


Checking for the last date a benefit was received is not an eligibility check. The IVR system will tell you if and when a client last received a benefit. You must still refer to the eligibility criteria in the AADL Program Manual to ensure the client is eligible for the benefit.


Although you cannot use the IVR system to check benefits received for catalogue numbers in M, Q, R, T or Z, you can still use the IVR system to check if the authorization for these benefits has been received by AADL and the status of the authorization.

Authorization Status

You can call the IVR system to find out if an authorization has been entered into the AADL system, and whether the authorization is active, expired or suspended.


Follow the Get Started instructions.


When prompted  Press 4 to choose Authorization Status.

When prompted  Enter the authorization number from the form (six or seven characters, a combination of letters and numbers)

If the authorization form has been received by AADL, the IVR system will tell you:

OR


 The authorization is currently active.

 The authorization is currently suspended.


OR

 The authorization expired on (date).

If the authorization form has not been received by AADL, the IVR system will tell you:

 "I'm sorry, the information you requested was not found."

You now have the option to:

 Check the status of another authorization — press 1.

 Return to the main menu — press 2.

Suspended: The authorization form has been received, but AADL is unable to process the information.

The IVR system does not indicate the status of the items on the authorization. Please contact the appropriate benefit clerk for this information.

Helpful Hints!

- ▶ To get a quicker response to your query, press the pound (#) key after the information has been entered.
- ▶ The IVR system checks whether your authorizer number is valid. If it is not, the IVR system will tell you that your authorizer number has been suspended. You will have the option of either dialing an AADL staff member directly or transferring to reception.
- ▶ You have three attempts to enter the correct information. After the third incorrect attempt, the IVR system will direct you to AADL reception or it will ask you to phone back when the AADL office is open.
- ▶ You have a limited time to input the required information, such as your authorizer number, a client's personal health number, catalogue number, etc. If you do not enter the information in the maximum time provided, the IVR system will play an error message and it will be counted as an error.
- ▶ AADL staff are here to assist you with the IVR system. Please contact Client Services staff at 780-427-0731 if you have any questions or if you have any problems with the IVR system.

**AADL is a program of
Alberta Seniors and Community Supports**

For more information contact:

**Health Related Supports
Alberta Aids to Daily Living Program
10th Floor, Milner Building
10040 - 104 Street
Edmonton, Alberta T5J 0Z2**

Phone: 780-427-0731;
to call toll-free, first dial 310-0000

Fax: 780-422-0968

www.seniors.ab.ca/AADL

Deaf/hearing impaired callers within Alberta using a TTY can reach the provincial government by dialing 780-427-9999 in Edmonton or 1-800-232-7215 throughout Alberta.