


Seating Intervention

Provided by:

- Community therapists
- Commercial Seating
- Custom Seating
- Using Telehealth



Community Therapists

- Therapists in the community can, and should, try components and wheelchair adjustments that don't require authorization from a seating clinic before referring a client.
- The following items can be ordered by an AADL authorizer:

Cushions & Bases (cushion and solid seat combined)	E.g., Roho, Ultimate Base, solid drop base
Specialty Back Upholstery	E.g., keyhole back, k-back, adjustable tension upholstery
Arm Supports	E.g., Arm trough, half or full tray, elbow blocks or laterals attached to tray
Foot Supports	E.g., Foot straps, foot boards, calf straps, adjustable angle footplates
Wheelchairs	E.g., Manual, Tilt, Power

Community Therapists

- **Try aforementioned items with mildly involved clients**
 - **If suitable, clients may not need to be referred to a Seating Service**
- **Seating therapists can be contacted for suggestions and guidance**
- **Document entitled Seating Enhancement without a Seating Clinic will be available online or in the workshop binder**

Tips for Wheelchair Ordering

These documents will be available online, or in the workshop binder:

- **Factors to Consider When Ordering a Wheelchair and Parts for Wheelchairs That Can Improve Positioning**
- **Considerations for Selection of the Mobility Base**



SEATING CLINICS

Provide seating components
that can only be provided
through an AADL authorized
seating service.



SEATING CLINICS

Clients, with funding other than
AADL, who have moderate to
severe positioning needs would
benefit from a referral to
Seating Clinic

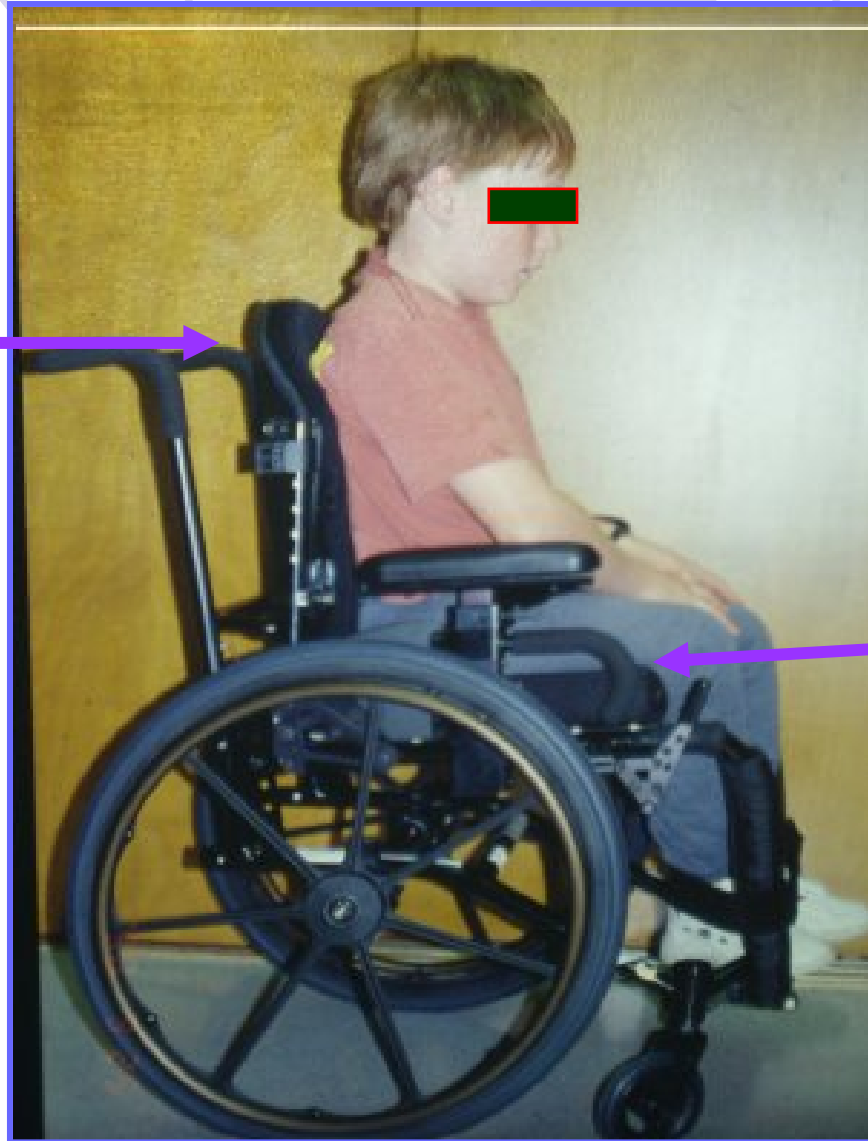


- **Headrests**
- **Solid backrests**
- **Lateral trunk supports**
- **Pelvic straps**
- **Chest straps**
- **Pommels**
- **Abduction stops**
- **Hip blocks**
- **Cushions, bases, etc.
for clients who also
require one of the listed
seating items**



Commercial Seating

Solid
backrest



Cushion

Commercial Products

Appropriate for clients who have:

- Mild to moderate involvement/impairment
- ‘Standard’ body sizes
- Symmetrical body shapes or
- Flexible deformities that are correctable



Commercial Products

- **Products, and seating technician, supplied by AADL seating vendors**
- **Clinic may be held at the Medical Supplier's establishment**
- **Assessment and fitting usually occurs during the same clinic appointment**
- **Commercial seating technician needs ample notice of client's needs to stock appropriate types and sizes**

Commercial Products

- **Some customization of commercial products is possible**
 - **Some products come with movable pieces**
 - e.g., Add pelvic obliquity to cushion
 - e.g., Add foam to fill in gaps in backrest contact
- **Minimal modifications permitted by AADL**
 - e.g., Cut cushion for leg length difference
- **Custom sizes available with particular products**

Custom Products

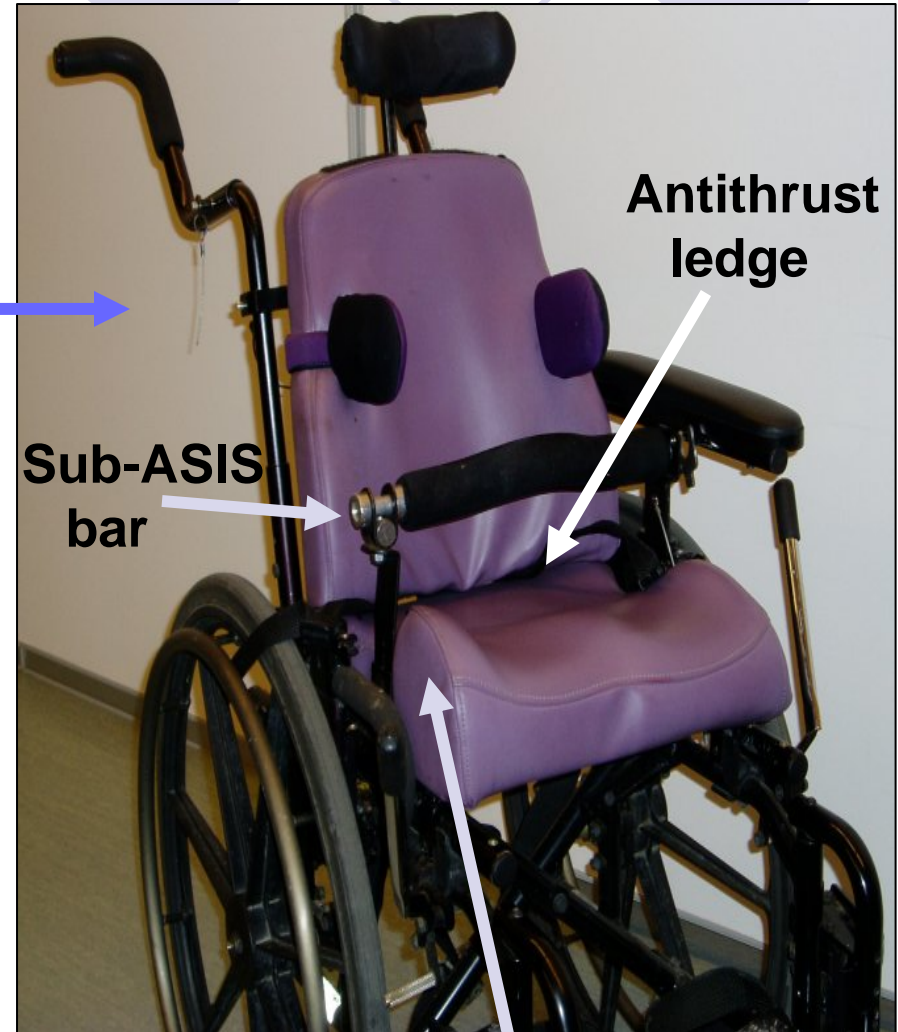
Appropriate for clients who have:

- Moderate to severe involvement/impairment
- Fixed deformities that are not correctable
- Asymmetrical body proportions
- Odd body size
 - Very small or very large
 - Not available commercially or may take a long time to order
- Strong tone or client who is very hard on equipment



Custom Products

- Adaptive seating technician fabricates seating components
 - Entire seating system can be custom
 - Seating system could be a mix of custom and commercial components ('hybrid')
 - E.g., custom contoured backrest and Roho cushion
- Custom modifications can be done to commercial components if cost effective



High lateral contouring

Custom Seating



Shorter right leg



Antithrust ledge



Backrest carved for protuberant left scapular area



Seat shorter on right for short right leg

Custom
Seating





Custom Products

At the first appointment:

- **Assessment is completed**
- **Intervention plan is established**
- **Goals are set**

Fitting of custom components is done some weeks later when:

- **AADL approval is received**
- **Components have been fabricated**

Seating by Telehealth

- Many clients are not able to access seating services due to
 - limited travel options (e.g. ambulance)
 - medical frailty
 - behavior that makes traveling very difficult or impossible
 - travel expense
- A referring therapist can request a telehealth intervention
- Seating Clinic decides what type of intervention it can provide for the client.

Seating by Telehealth

- A PT or OT, who has attended the Alberta Seating Education Program, must be present with the client at the remote site to:
 - do the physical assessment
 - report what he/she is seeing and feeling to the clinic therapist(s)
- At least one seating clinic therapist is present via telehealth to:
 - direct the assessment
 - complete documentation of the assessment and seating plan

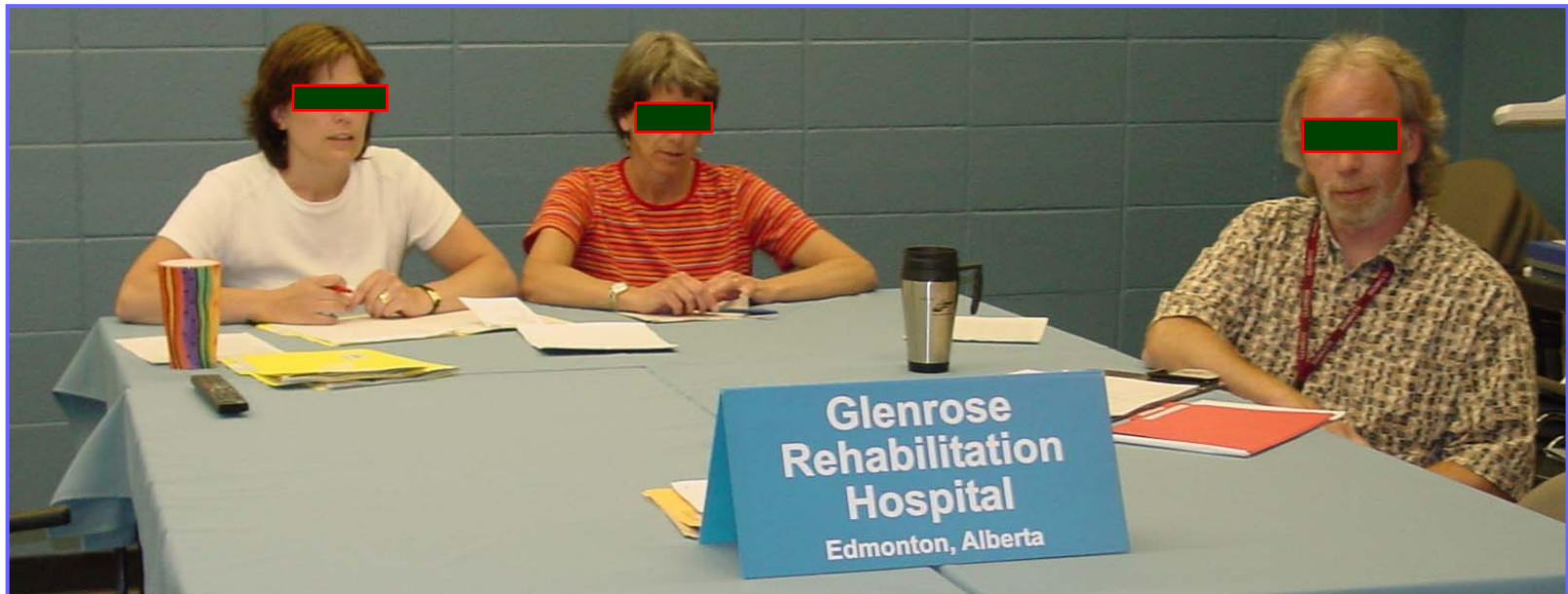


Therapist at remote site with client

Seating therapist at the Glenrose giving tips on how to identify an oblique pelvis.

Seating by Telehealth

- A seating technician is present at either the remote site or with the seating therapist.
- Assessment follows the standard process.



Two seating therapists and a seating technician taking part in a telehealth seating assessment.

Seating by Telehealth

- Clients may be fit with commercial equipment at the remote site by the commercial seating technician
 - during the telehealth session, or
 - at a subsequent (non-telehealth) session with the 'remote site' therapist
- Clients requiring custom components will need to come to the custom seating clinic to be fit.
- Some clients may be followed up by telehealth if problems cannot be resolved by phone.

Seating by Telehealth

Other uses for telehealth:

- **Screen a client to prepare for a visit to seating clinic** e.g. decide on commercial or custom, make decision on growing a wheelchair
- **Brainstorm seating solutions**
- **Guide a community therapist through making adjustments to a client's seating system and wheelchair**