

# *Pediatric & Adult Bathing/Toileting Aids*

## **“G” - BENEFITS**

### **AADL Program Approved Product List**





<i>Index</i>	<i>Page</i>
Children’s Bathing / Toileting Aids .....	APL-G1
Adult Bathing / Toileting Aids.....	APL-G5

### **Discounts & Prices Effective July 1, 2011 to June 30, 2012**

- Equipment labeled “Return to Recycle Vendor” can only be ordered through the AADL Office.
- Items labeled “Return to Community” can be ordered by an authorizer directly from vendor.
- Equipment provided from the recycle pool may not be listed on the current Approved Products List.




AADL Program - Approved Products List - Pediatric and Adult Bathing and Toileting Aids

CAT#	DESCRIPTION	Benefit Status	Return Equipment	AADL Price After Discount	Comments Client Upcharge
<b>CHILDREN'S BATHING / TOILETING AIDS</b>					
<b>K015</b>	<b>Child's High Back Toilet Support</b>				
	Columbia 4700	S	Recycle	\$ 500.40	
	4800 - same size as 4700 (but sits further back on toilet for larger child)	S	Recycle	\$ 500.40	
	Assessories:				
	Columbia 4925 Armrest / Footrest Assembly	S	Recycle	\$ 639.90	
<b>K016</b>	<b>Pediatric Commode</b>				
	Aquanaut (Otto Bock) 464P101-180-00 (120 lbs max)	S	Recycle	\$ 617.40	Subject to Availability
	Includes - sitting support / foot support / lateral / front trunk support				
<b>K017</b>	<b>Pediatric Shower Commode (4 casters)</b>				
	<b><i>No other bathing and toileting aid allowed</i></b>				<b><i>Client must have a wheel-in shower</i></b>
	Dynamic - Kidz Commode APC - 310500 (175 lbs max)	S	Recycle	\$ 1,705.50	
	Accessories: Footrest 310510	S	Recycle	\$ 184.50	
	Headrest 310511	S	Recycle	\$ 265.50	
	Lateral left 310513L	S	Recycle	\$ 220.50	
	Lateral right 310514R	S	Recycle	\$ 220.50	
<b>K018</b>	<b>Pediatric Shower Commode (wheelchair wheels)</b>				
	<b><i>No other bathing and toileting aid allowed</i></b>				<b><i>Client must have a wheel-in shower</i></b>
	Dynamic - Kidz Commode SPC 310501 (175 lbs max)	S	Recycle	\$ 1,975.50	
	Accessories: Footrest 310510	S	Recycle	\$ 184.50	
	Headrest 310511	S	Recycle	\$ 265.50	
	Lateral left 310513L	S	Recycle	\$ 220.50	
	Lateral right 310514R	S	Recycle	\$ 220.50	

AADL Program - Approved Products List - Pediatric and Adult Bathing and Toileting Aids

CAT#	DESCRIPTION	Benefit Status	Return Equipment	AADL Price After Discount	Comments Client Upcharge
K019	<b>Pediatric Commode / Shower Chair with Tilt</b>				
	<i>No other bathing and toileting aid allowed</i>				<i>Client must have a wheel-in shower</i>
	R82 The Swan (Includes headrest, footrest, footrest rod, and pan) Size 5 (176 lbs. max.)	S	Recycle	\$ 2,979.00	
K023	<b>Pediatric Commode / Shower Chair (with Tilt)</b>				
	<b>Also converts to bath seat</b>				
	<i>No other bathing and toileting aid allowed</i>				<i>Client must have a wheel-in shower</i>
	R82 Flamingo (Includes mobile base, headrest, splash guard, footrest, commode pan)				
	Size 1 (77 lbs. max.)	S	Recycle	\$ 2,444.00	
	Size 2 (110 lbs. max.)	S	Recycle	\$ 2,444.00	
	Size 3 (132 lbs. max.)	S	Recycle	\$ 2,444.00	
	Size 4 (154 lbs max.)	S	Recycle	\$ 2,632.00	
	Accessories:				
	Side Extenders	S	Recycle	\$ 103.40	
Mounting Hardware	S	Recycle	\$ 282.00		
Suction Cups	S	Recycle	\$ 98.70		
Splash Guard	S	Recycle	\$ 108.10		
K025	<b>Pediatric Tilt Commode with 5" caster</b>				
	Maple Leaf Junior Tilt Commode				
	12x14 or 14x14 or 16x16 only (180 lbs max)	S	Recycle	\$ 1,795.50	
	Assessories - Side Laterals	S	Recycle	\$ 162.00	
- 24" Wheelchair Wheels	S	Recycle	\$ 252.00		
K026	<b>Pediatric Folding Commode with 5" casters</b>				
	Maple Leaf Junior Escape Folding Commode				
	12x14 or 14x14 (180 lbs max)	S	Recycle	\$ 1,165.50	
	16x16 (180 lbs max)	S	Recycle	\$ 1,525.50	
Assessories - 24" Wheelchair Wheels	S	Recycle	\$ 252.00		

AADL Program - Approved Products List - Pediatric and Adult Bathing and Toileting Aids

<u>CAT#</u>	<u>DESCRIPTION</u>	<u>Benefit Status</u>	<u>Return Equipment</u>	<u>AADL Price After Discount</u>	<u>Comments Client Upcharge</u>
<b>K037</b>	<b>Pediatric Commode / Shower Commode</b>				<i>Client must have a wheel-in shower</i>
	Blue Wave Toileting System (Rifton)				
	Seat - Small E825 (180 lbs max)	S	Recycle	\$ 404.70	
	Large E841 (180 lbs max)	S	Recycle	\$ 479.75	
	Accessories:				
	Back (including chest strap)				
	small (includes head block) E892	S	Recycle	\$ 269.80	
	large - low (no head block) E893	S	Recycle	\$ 254.84	
	large - high (includes head block) E895	S	Recycle	\$ 389.74	
	Anterior tray				
	small E853	S	Recycle	\$ 209.95	
	large E854	S	Recycle	\$ 230.85	
	Frame (Wheeled) E891	S	Recycle	\$ 532.95	
	Footboard E856	S	Recycle	\$ 156.04	
	Abductor E855	S	Recycle	\$ 71.96	
	Addition mounting bar E857	S	Recycle	\$ 54.15	
<b>K046</b>	<b>Child's Bath Support</b>				
	Columbia 7200 – Small low back	S	Recycle	\$ 415.80	
	7300 – Medium low back	S	Recycle	\$ 447.30	
	7700 – Medium (high back)	S	Recycle	\$ 478.80	
	7900 – Large (high back)	S	Recycle	\$ 510.30	

AADL Program - Approved Products List - Pediatric and Adult Bathing and Toileting Aids

<u>CAT#</u>	<u>DESCRIPTION</u>	<u>Benefit Status</u>	<u>Return Equipment</u>	<u>AADL Price After Discount</u>	<u>Comments Client Upcharge</u>
<b>K047</b>	<b>Child's Adjustable Reclining Bath Chair</b>				
	Columbia 8500 - Small (100 lbs max)	S	Recycle	\$ 399.50	
	8600 - Medium (130 lbs max)	S	Recycle	\$ 465.30	
	8700 - Large (180 lbs max)	S	Recycle	\$ 559.30	
	<b>Robby Reclining Bath Chair (Otto Bock)</b>				
	Size 1 (66 lbs Max)	S	Recycle	\$ 1,120.48	
	Size 2 (132 lbs Max)	S	Recycle	\$ 1,222.94	
	Accessories:				
	Headrest (HR51010010)	S	Recycle	\$ 180.48	
	<b>Blue Wave (Rifton)</b>				
	Small # E514 (60 lbs Max)	S	Recycle	\$ 522.68	
	Medium # E524 (120 lbs Max)	S	Recycle	\$ 596.48	
	Large # E534 (160 lbs Max)	S	Recycle	\$ 653.40	
	<b>Manatee - Bath Seat (Snug Seat) Blue only</b>				
	Size 0 (110 lbs max)	S	Recycle	\$ 841.30	
	Size 1 (110 lbs max)	S	Recycle	\$ 841.30	
	Size 2 (165 lbs max)	S	Recycle	\$ 841.30	
	<b>Drive Medical - Dolphin Bath Chair</b>	S	Recycle	\$ 281.99	
	<b>Drive Medical - Otter Bath Chair</b>				
	Size 1 (60 lbs max)	S	Recycle	\$ 319.59	
	Size 2 (120 lbs max)	S	Recycle	\$ 366.59	
	Size 3(160 lbs max)	S	Recycle	\$ 441.79	


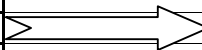
AADL Program - Approved Products List - Pediatric and Adult Bathing and Toileting Aids

<u>CAT#</u>	<u>DESCRIPTION</u>	<u>Benefit Status</u>	<u>Return Equipment</u>	<u>AADL Price After Discount</u>	<u>Comments Client Upcharge</u>
<b>ADULT BATHING / TOILETING AIDS</b>					
<b>G001</b>	<b>Stationary Commode - Variable Height</b>				
	Invacare 9630 (300 lbs. max.)	S	Community	\$ 99.90	
	Artisan ATS 510 (250 lbs max)	S	Community	\$ 109.00	
	Guardian G30210 (250 lbs. max.)	S	Community	\$ 105.30	
	Drive Folding Commode 11148N-4	S	Community	\$ 80.99	
<b>G002</b>	<b>Stationary Commode - Variable Height - Heavy Duty</b>				
	Invacare 6497 21.5" wide (450 lbs max)	S	Community	\$ 245.70	Specify client's weight on 1250
	Guardian G30214 20.5" wide (400 lbs max)	S	Community	\$ 207.00	Specify client's weight on 1250
<b>G003</b>	<b>Stationary Commode - Fixed Height – Extra Heavy Duty</b>				
	Invacare 6500 30" wide (650 lbs max)	S	Recycle	\$ 407.70	Specify client's weight on 1250
<b>G012</b>	<b>Stationary Commode - Drop Arm</b>				
	Invacare 9669 (250 lbs. max)	S	Community	\$ 245.70	
	Guardian G98202 (300 lbs. max.)	S	Community	\$ 202.50	
	Guardian G98204 (275 lbs. max)	S	Community	\$ 202.50	
<b>G013</b>	<b>Stationary Commode - Drop Arm Extra Heavy Duty</b>				
	JW Westman 11135 24" wide ( 650 lbs max)	S	Recycle	\$ 276.12	Specify client's weight on 1250
	AMG 770-322 28" wide ( 700 lbs max)	S	Recycle	\$ 265.50	Specify client's weight on 1250

AADL Program - Approved Products List - Pediatric and Adult Bathing and Toileting Aids

CAT#	DESCRIPTION	Benefit Status	Return Equipment	AADL Price After Discount	Comments Client Upcharge
<b>G036</b>	<b>Heavy Duty Commode with Casters (2 brakes only)</b>				
	Maple Leaf - COM2 20" seat width, (500 lbs max) Includes - Swing away footrest	S	Recycle	\$ 1,152.00	Specify client's weight on 1250
	Maple Leaf - COM3 23" seat width (750 lbs max) Includes - Swing away footrest	S	Recycle	\$ 1,237.50	Specify client's weight on 1250
<b>G042</b>	<b>Flip back Adjustable Hieght removable Arms ( 2 Brakes only) Commode with Wheels</b>				
	Artisan ATS-500A w/footrests (250 lbs. max.)	S	Recycle	\$ 516.06	
	Accessory - 3" hieght extension (50-533-4)	S	Recycle	\$ 56.40	
	Artisan ATS-500 AF 20" or 22" (500 lbs. max )	S	Recycle	\$ 854.10	Specify client's weight on 1250
	Accessory - 3" height extension (50-533-4)	S	Recycle	\$ 56.40	
<b>G043</b>	<b>Flip-up Arm Commode with Wheels ( 4 Brakes )</b>				
	AMG - Euro (Model 770-375) (300 lbs max)	S	Recycle	\$ 463.50	
<b>G044</b>	<b>Adult Folding Commode with 5" casters</b>				
	Maple Leaf Escape Folding Commode 18x18 ( 250 lbs max) Assessories - 24" Wheelchair Wheels	S S	Recycle Recycle	\$ 1,165.50 \$ 252.00	
	Invacare Mariner Folding commode 18X18 (300 lbs max) 16wx16d			\$ 1,320.00	
	Comes with 23' REAR TIRES			\$ 1,448.00	



AADL Program - Approved Products List - Pediatric and Adult Bathing and Toileting Aids

CAT#	DESCRIPTION	Benefit Status	Return Equipment	AADL Price After Discount	Comments Client Upcharge
G065	<b>Shower Commode Chair (four casters) Extra Heavy Duty - no other bathing or toileting aid allowed</b>				<b>Client must have a wheel-in shower</b>
	Artisan 600 ATS 600-5 (550 lbs max) 20" Width	S	Recycle	\$ 1,570.00	Specify client's weight on 1250
	22" Width	S	Recycle	\$ 1,809.00	Specify client's weight on 1250
	24" Width	S	Recycle	\$ 2,043.00	Specify client's weight on 1250
	Maple Leaf				
	20" Seat Width COM2 (500 lbs max)	S	Recycle	\$ 1,368.00	Specify client's weight on 1250
	22" Seat Width COM3 (750 lbs max)	S	Recycle	\$ 1,453.50	Specify client's weight on 1250
	Optional Width (SF2) 24" or 26 " (750 lbs)	S	Recycle	\$ 612.00	Specify client's weight on 1250
G066	<b>Shower Commode Chair (with wheelchair type rear wheels) Extra Heavy Duty no other bathing or toileting aid allowed</b>				<b>Client must have a wheel-in shower</b>
	Artisan ATS 600 20" Width (550 lbs max)	S	Recycle	\$ 1,570.50	Specify client's weight on 1250
	22" Width (550 lbs max)	S	Recycle	\$ 1,809.00	Specify client's weight on 1250
	24" Width (550 lbs max)	S	Recycle	\$ 2,043.00	Specify client's weight on 1250
	Maple Leaf				
	20" Seat Width COM2 (500 lbs max)	S	Recycle	\$ 1,368.00	Specify client's weight on 1250
	22" Seat Width COM3 (750 lbs max)	S	Recycle	\$ 1,453.50	Specify client's weight on 1250
	Optional Width (SF2) 24" or 26 " (750 lbs)	S	Recycle	\$ 612.00	Specify client's weight on 1250
	Gendron 24" Wide (#5200) (750 lbs max)	S	Recycle	\$ 2,180.50	Specify Client's Weight & Justify Client Width
	26" Wide (#5215) (750 lbs max)	S	Recycle	\$ 2,371.60	Specify Client's Weight & Justify Client Width
	28" Wide (#5225) (750 lbs max)	S	Recycle	\$ 2,675.40	Specify Client's Weight & Justify Client Width

AADL Program - Approved Products List - Pediatric and Adult Bathing and Toileting Aids

CAT#	DESCRIPTION	Benefit Status	Return Equipment	AADL Price After Discount	Comments Client Upcharge
G067	Tilt Shower Commode Chair no other bathing or toileting aid allowed				
					<i>Client must have a wheel-in shower</i>
	<b>Heavy Duty Tilt Shower commode 4 casters</b> come with std.toilet seat or padded				
	Artisan HD Tilt 20wide 19deep (400lbs) large opening			\$ 1,500.00	Specify Client's Weight & Justify Client Width
	22wide 20 deep (450lbs) large opening			\$ 1,695.00	Specify Client's Weight & Justify Client Width
	Aquatec Ocean VIP Tilt Commode (330 lbs max) Includes gel soft seat w/ hygiene recess 19.5"wide	S	Recycle	\$ 2,086.20	Justify need for tilt
	Maple Leaf - Tilt Shower Commode (280 lbs Max) Includes plastic seat with toilet opening 18" wide	S	Recycle	\$ 1,665.00	Justify need for tilt
	Dynamic Tilt Commode STC - 2 brakes (350 lbs max) Includes soft seat w/ hygiene recess	S	Recycle	\$ 2,605.50	Specify client's weight on 1250 Justify need for tilt
	Advanced Medical - Roll-in-Buddy & Tilt (300 lbs max)	S	Recycle	\$ 1,979.10	Justify need for tilt
	Artisan Ats Tilt Commode adj back hieght (300 lbs) includes soft seat or std toilet seat (large opening)		Recycle	\$ 1,255.00	Justify need for tilt

AADL Program - Approved Products List - Pediatric and Adult Bathing and Toileting Aids

CAT#	DESCRIPTION	Benefit Status	Return Equipment	AADL Price After Discount	Comments Client Upcharge
<b>G068</b>	<b>Shower Commode Chair (with wheelchair type rear wheels)</b>				
	<b>- no other bathing or toileting aid allowed</b>				<b>Client must have a wheel-in shower</b>
	Aquatec Ocean SP Standard (285 lbs max)	S	Recycle	\$ 1,367.10	<i>Gel Soft seat available at client's expense</i>
	Includes - Hygiene recess seat 19" wide				
	Maple Leaf COM1 18" wide (250 lbs max)	S	Recycle	\$ 1,098.00	
	Includes - molded seat with hygiene recess opening				
	Dynamic RAZ (Self Propelling) 18" x 16" (300 lbs max)	S	Recycle	\$ 2,065.50	Prior Approval
	Includes - Contoured seat / 17" Back / 22" Wheels				<i>Requires Clinical Justification</i>
	Z705 Swing In / Out Footrests			\$ 175.50	\$0.00
<b>G069</b>	<b>Shower Commode Chair (with four casters)</b>				
	<b>- no other bathing or toileting aid allowed</b>				<b>Client must have a wheel-in shower</b>
	Aquatec Ocean Standard (285 lbs Max)	S	Recycle	\$ 922.50	<i>Gel Soft seat available at client's expense</i>
	Includes - Hygiene recess seat 19" wide				
	Maple Leaf MedCom (280 lbs Max)	SP	Recycle	\$ 1,000.00	Client \$ 350.00
	Includes - molded seat with hygiene recess opening				
	Maple Leaf COM1 18" wide (250 lbs max)	S	Recycle	\$ 882.00	